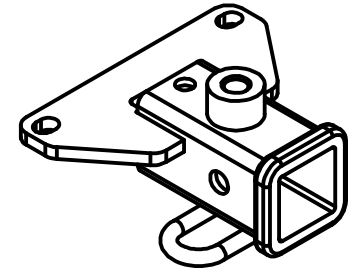




Class III Receiver Hitch Part No. 69637C



Fits: JEEP GLADIATOR



GROSS LOAD CAPACITY WHEN USED AS A WEIGHT CARRYING HITCH: 5,000 LBS. TRAILER WEIGHT & 500 LBS. TONGUE WEIGHT.
GROSS LOAD CAPACITY WHEN USED AS A WEIGHT DISTRIBUTION HITCH: N/A LBS. TRAILER WEIGHT & N/A LBS. TONGUE WEIGHT.

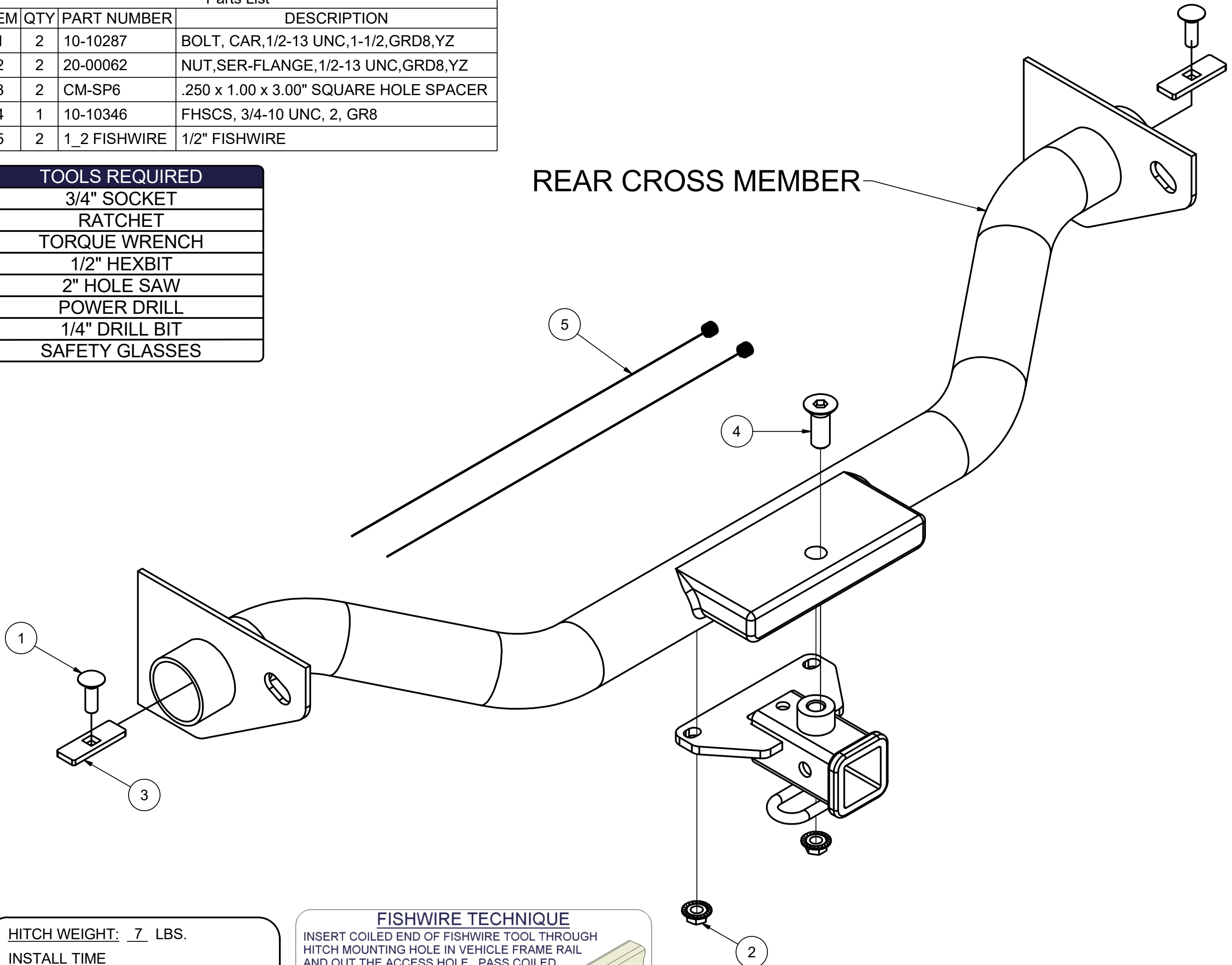
WARNING: * DO NOT EXCEED VEHICLE MANUFACTURER'S RECOMMENDED TOWING CAPACITY. *****



| Parts List | | | |
|------------|-----|--------------|--|
| ITEM | QTY | PART NUMBER | DESCRIPTION |
| 1 | 2 | 10-10287 | BOLT, CAR, 1/2-13 UNC, 1-1/2, GRD8, YZ |
| 2 | 2 | 20-00062 | NUT, SER-FLANGE, 1/2-13 UNC, GRD8, YZ |
| 3 | 2 | CM-SP6 | .250 x 1.00 x 3.00" SQUARE HOLE SPACER |
| 4 | 1 | 10-10346 | FHSCS, 3/4-10 UNC, 2, GR8 |
| 5 | 2 | 1_2 FISHWIRE | 1/2" FISHWIRE |

| TOOLS REQUIRED | |
|----------------|--|
| 3/4" SOCKET | |
| RATCHET | |
| TORQUE WRENCH | |
| 1/2" HEXBIT | |
| 2" HOLE SAW | |
| POWER DRILL | |
| 1/4" DRILL BIT | |
| SAFETY GLASSES | |

REAR CROSS MEMBER



HITCH WEIGHT: 7 LBS.

INSTALL TIME

PROFESSIONAL: 15 MINUTES

NOVICE (DIY): 30 MINUTES

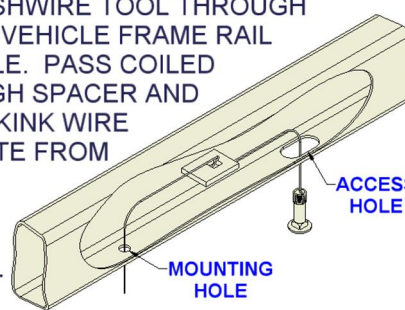
INSTALL NOTES:

NO FRAME DRILLING

FISHWIRE HARDWARE

FISHWIRE TECHNIQUE

INSERT COILED END OF FISHWIRE TOOL THROUGH HITCH MOUNTING HOLE IN VEHICLE FRAME RAIL AND OUT THE ACCESS HOLE. PASS COILED END OF FISHWIRE THROUGH SPACER AND THREAD BOLT INTO COIL. KINK WIRE TO KEEP SPACER SEPARATE FROM BOLT AS SHOWN. PULL FISHWIRE, SPACER, AND BOLT THROUGH FRAME AND OUT MOUNTING HOLE. USE FISHWIRE TO GUIDE HITCH DURING MOUNTING AND PREVENT LOSS OF BOLT / SPACER INSIDE FRAME RAIL.



NOTE: SOME VEHICLES MAY FISHWIRE THROUGH END OF FRAME

INSTALLATION STEPS

1. Drill through rear bumper cover using a hole saw at predefined dimple located in center of cover, then insert 3/4" bolt.
2. Fishwire CM-SP6 spacer and 1/2" carriage bolt through end of cross member on both sides.
3. Raise hitch into position and loosely secure with 3/4" bolt followed by 1/2" flange nuts.
- 4 Torque 3/4" hardware to 320 lb-ft and 1/2" hardware to 110 lb-ft.

PERIODICALLY CHECK THIS RECEIVER HITCH TO ENSURE THAT ALL FASTENERS ARE TIGHT AND THAT ALL STRUCTURAL COMPONENTS ARE SOUND.

Keystone Automotive Operations Inc., warrants this product to be free of defects in material and/or workmanship at the time of retail purchase by the original purchaser. If the product is found to be defective, Keystone Automotive Operations Inc., may repair or replace the product, at their option, when the product is returned, prepaid, with proof of purchase. Alteration to, misuse of, or improper installation of this product voids the warranty. Keystone Automotive Operations Inc.'s liability is limited to repair or replacement of products found to be defective, and specifically excludes liability for incidental or consequential loss or damage. This product complies with safety specifications and requirements for connecting devices and towing systems of the state of New York, V.E.S.C. Regulation V-5 and SAE J684. For Technical & Warranty Support : 1-877-544-4449 Fax- 1-855-242-8922 www.huskytow.com

3/3/2020